



15 Consort Close

Consort Village, Hartley, PL3 5TX

£260,000



A 1st/2nd floor maisonette located within popular Consort Village development being sold vacant with no onward chain. Generously proportioned 1st/2nd floor accommodation access via lift or staircase from the communal areas. Finished to a good standard. Occupying a pleasant position with dual aspect views at the front over Consort Village & beyond, to the rear looking across Tor Lane towards Dartmoor in the distance. A private parking space to the front.



CONSORT CLOSE, CONSORT VILLAGE, HARTLEY, PL3 5TX

LOCATION

Located in the sought after & desirable complex comprising of apartment & bungalows which date back circa 1994/1995. Consort Village providing good back-up & an excellent range of services. Within the complex is a village liaison office, events arranged in the social area & a variety of businesses visit the site regularly. The complex offers good security lying within a gated & walled environment. For example, your apartment can be monitored & looked after when you are away. Consort Village lies within the desirable & popular residential area of Hartley with a good variety of local services & amenities to hand. Access into the city & nearby connection to major routes in other directions.

ACCOMMODATION

Accessed at ground floor via communal hall with stair or lift access to the 1st floor. From the veranda a door opens into;

15 CONSORT CLOSE

ENTRANCE HALL 6'2 x 5'11 (1.88m x 1.80m)

Cupboard housing with electric meter & consumer unit. Sunhouse electric night storage heater. Staircase with stairlift to first floor.

INNER HALL

Walk-in under-stairs shelved storage cupboard with light point. Further doors to;

LIVING ROOM 19'10 x 12'9 maximum (6.05m x 3.89m maximum)

Sunhouse night storage heating unit. Double-glazed door & adjoining window opens to balcony.

BALCONY 7'9 x 3'2 approx (2.36m x 0.97m approx)

Outlook over communal gardens & Tor Lane.

KITCHEN 7'10 x 6'10 (2.39m x 2.08m)

Window to the rear overlooking Tor Lane. Fitted kitchen. Composite work surfaces with matching up-stand, inset stainless steel sink, quality integrated appliances include Hotpoint Schott Ceran 4 ring variable sized electric hob with Indesit electric oven under & illuminated extractor hood over. Hotpoint washing machine & Beko fridge.

BEDROOM TWO/DINING ROOM 12'11 x 11'4 (3.94m x 3.45m)

Window to the front. Built-in wardrobe.

SHOWER ROOM 6'5 x 5'9 (1.96m x 1.75m)

White modern suite with shower, wc & wash hand basin. Wall mounted Dimplex convector heater.

SECOND FLOOR

MASTER BEDROOM 19'6 x 13'8 maximum (5.94m x 4.17m maximum)

Window to the front with long views towards Cornwall in the distance. A range of built-in bedroom furniture & built-in wardrobe. Airing cupboard houses the Fortic style insulated hot water tank with dual emersion heaters.

WC 7'6 x 3' (2.29m x 0.91m)

Quality white suite with wc & vanity wash hand basin.

EXTERNALLY

Private allocated parking space in front.

TENURE

Leasehold. 999 years from 01/01/1995 with 969 years remaining. Rent at 'peppercorn'. Service charge: currently set at £2260.00 per annum from 1st October 2025 to 30th September 2026. This includes upkeep of communal gardens, outdoor maintenance, removal of rubbish etc. Building insurance cost for the current year is to be confirmed.

COUNCIL TAX

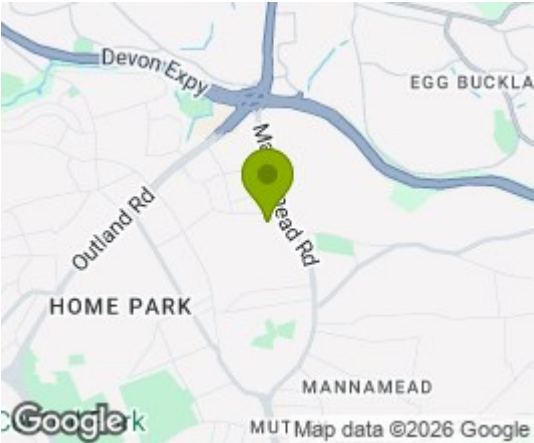
Plymouth City Council

Council Tax Band:

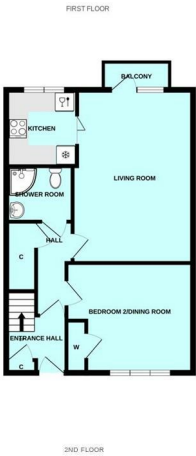
SERVICES PLYMOUTH

The property is connected to all the mains services: gas, electricity, water and drainage.

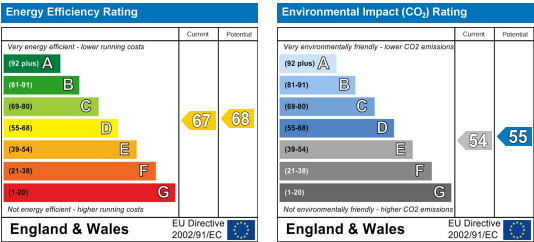
Area Map



Floor Plans



Energy Efficiency Graph



These particulars, whilst believed to be accurate are set out as a general outline only for guidance and do not constitute any part of an offer or contract. Intending purchasers should not rely on them as statements of representation of fact, but must satisfy themselves by inspection or otherwise as to their accuracy. No person in this firms employment has the authority to make or give any representation or warranty in respect of the property.